














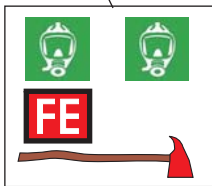
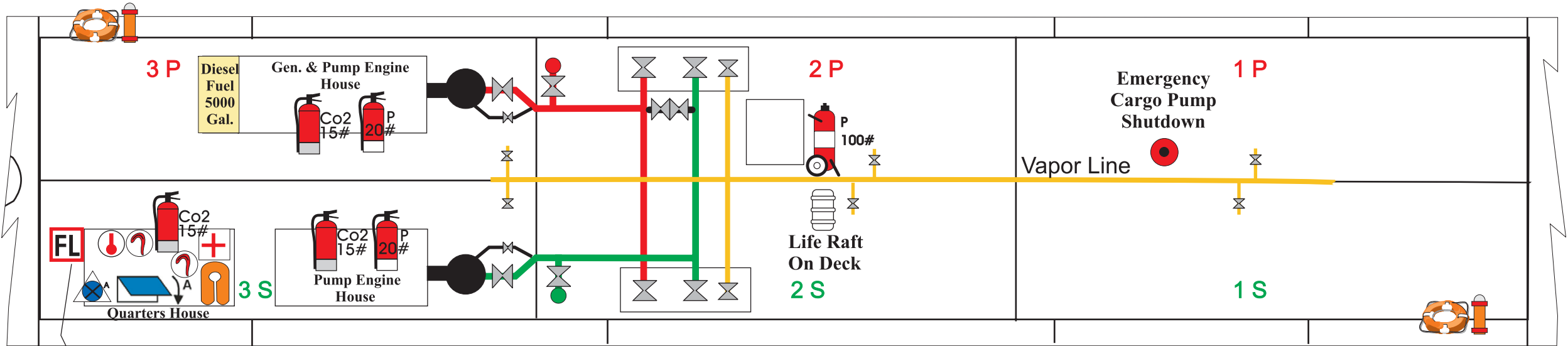


-  **Smoke Alarm**
-  **Heat Sensor**
-  **Co2 Extinguisher**
-  **Dry Chem Extinguisher**
-  **100# B-V Dry Chemical Extinguisher**
-  **Life Ring & Life Ring w/Light**
-  **Remote Vent Shut Off**
-  **Pump Engine Shutdown**
-  **Life Jacket**
-  **First Aid Kit**
-  **SCBA**
-  **Fire Damper**
-  **FL Fire Locker**
-  **FE Firemen's Outfit**
-  **Fire Axe**

DBL 22

FIRE & SAFETY EQUIPMENT PLAN



K-SEA

K-Sea Transportation Inc.

297'6" X 54' X 13'
 Double Hull Barge
 Year Built : 200_
 Bollinger Hull ___
 Official No. ___
 Gross Tons: 1754
 Pumps - 2 Deepwells

CAPACITY - 28,000 BARRELS @100%

1 PORT - 4,850.4	1 STARB - 4,850.4
2 PORT - 4,486.2	2 STARB - 4,486.2
3 PORT - 4,697.1	3 STARB - 4,697.1

Loaded Draft 11.9'